

# Interior Design

## 1 INTRODUCTION TO INTERIOR DESIGN

**Dr. Zeinab Feisal**  
**FALL 2017**

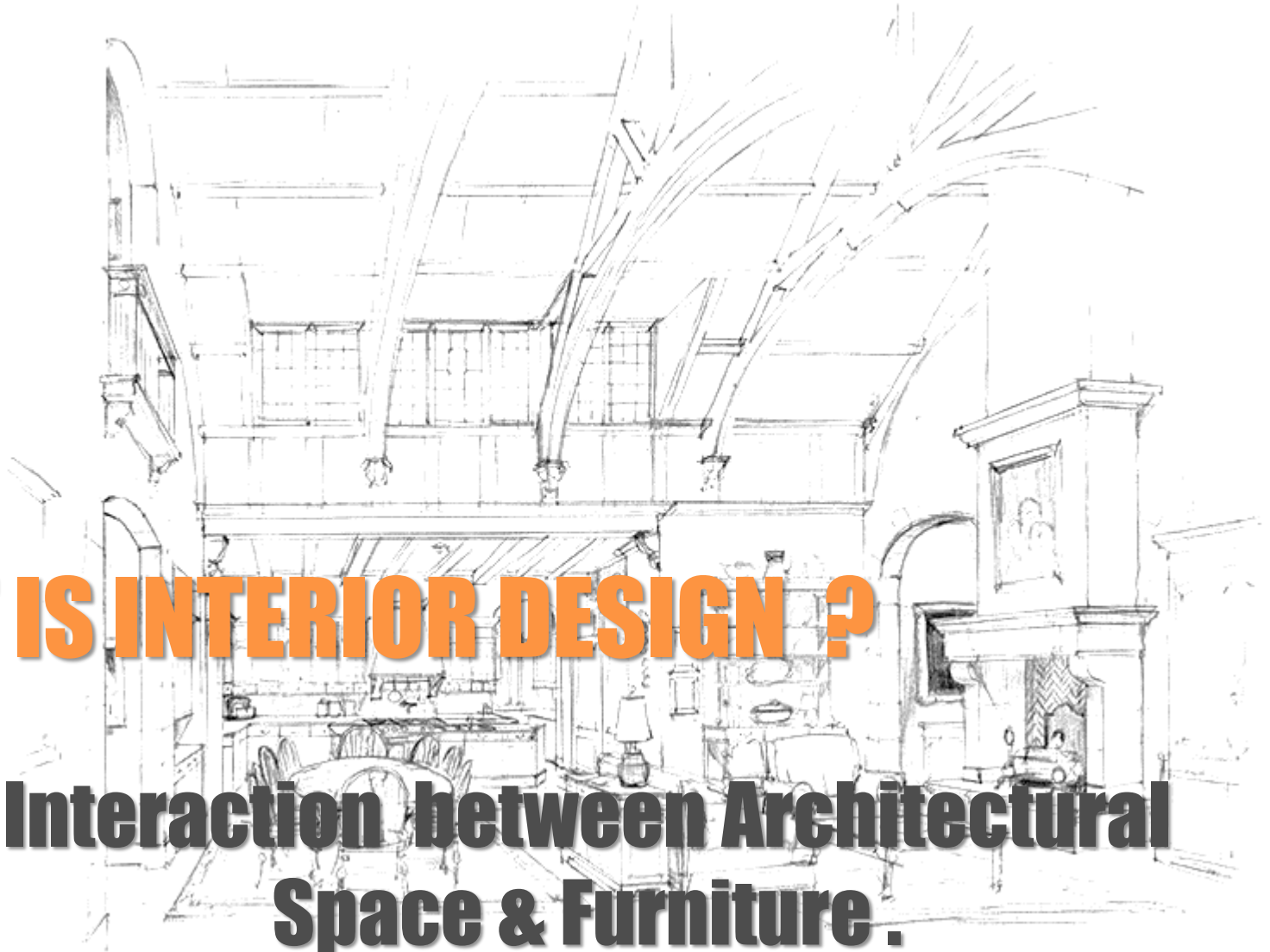


**WHAT IS INTERIOR DESIGN ?**

**Combination between physical & nonphysical**

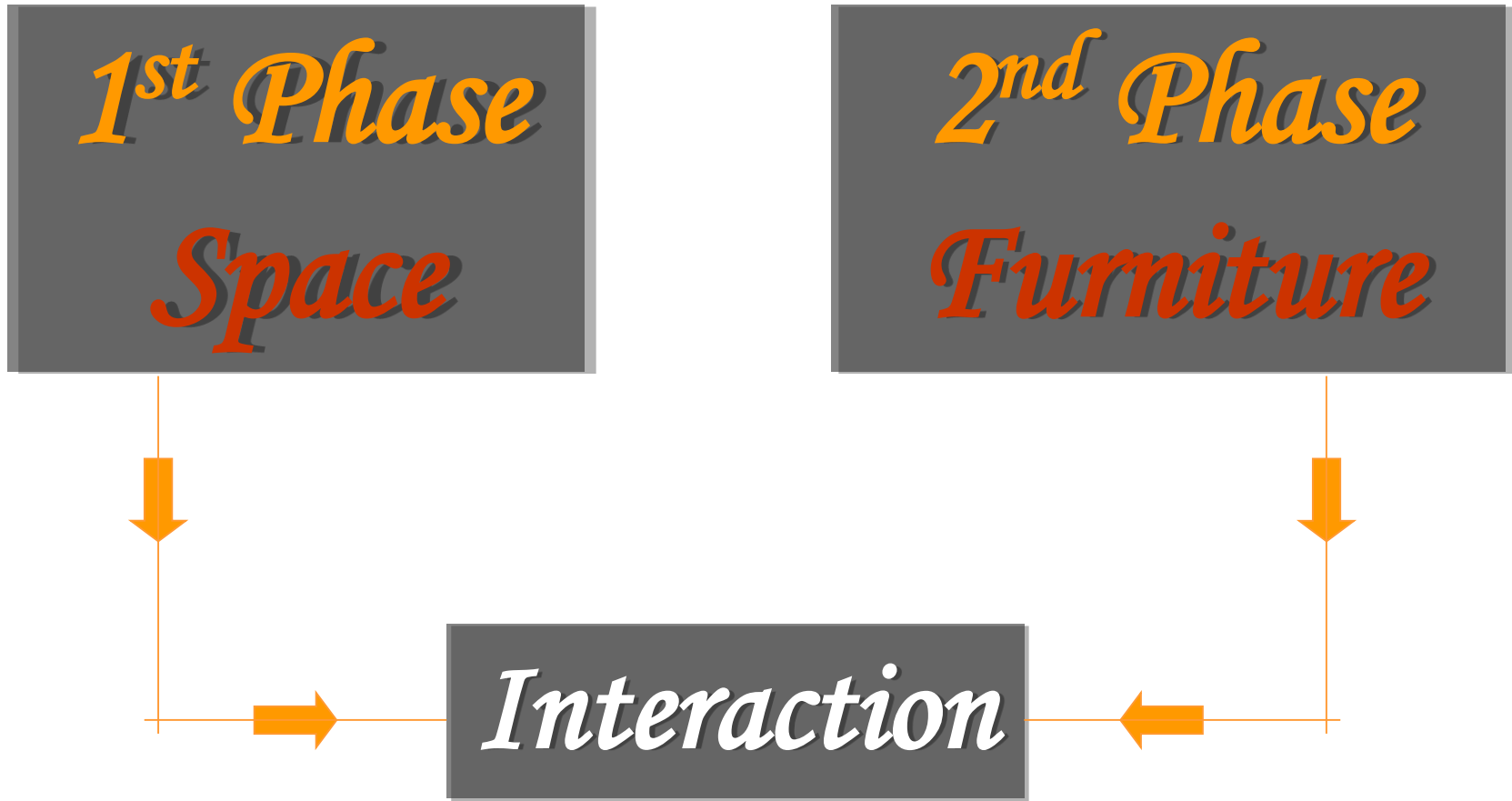
# **WHAT IS INTERIOR DESIGN ?**

**Interaction between Architectural  
Space & Furniture .**



# What is INTERIOR DESIGN ?

LECTURE 1  
INTRODUCTION



# What is Style & Fashion !!!?

*STYLE*

- 1- Product with *special Characteristics*
- 2- Known by the *Designer, Place, King, Time, ... etc.*
- 3- *Never changes.*


*FASHION*

- 1- *Acceptable Style & popular in use.*
- 2- *Changes along time.*

# Main Styles

## LECTURE 1 INTRODUCTION


*CLASSICAL  
STYLES*



*CONTEMPORARY  
/ MODERN  
STYLES*




*POST-  
MODERN  
STYLES*





**1st Phase**

**ARCHITECTURAL  
SPACE**



## INTERACTION BETWEEN SPECIAL VOLUME & COMPONENTS CREATING SENSUAL & VISUAL ASPECTS.



1

**COMPONENTS**



2

**DESIGNS &  
FORMING**



3

**FINISHING**

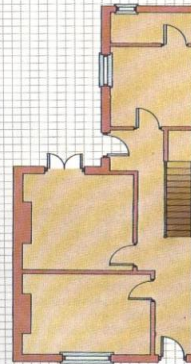


# 1- COMPONENTS

STRUCTURE AND SERVICES	REMARKS
Roof	<i>Slight dip. Tiles missing. Gutter air brick broken.</i>
External Walls	<i>Rendering cracked, patches missing. Damp patch by front window.</i>
Internal Walls	<i>Crack in hall/kitchen wall. Stain on bathroom wall.</i>
Floors	<i>Stairs creak, handrail loose. Dining room floor needs stripping.</i>
Windows	<i>Living room and bedroom one, windows need replacing. How much?</i>
Insulation	<i>Check insulation in attic. Front windows on main road need double glazing.</i>
Woodwork	<i>Get in specialist to check for woodworm.</i>
Ceilings	<i>Cracks in main bedroom and dining room.</i>
Doors	<i>Front door rattles. Back door needs new lock. Dining room door sticks.</i>
Electricity	<i>Does system need rewiring?</i>
Gas	<i>None - any possibility?</i>
Heating	<i>Check boiler - looks old. Check cost of replacement - wall hung boiler?</i>
Ventilation	<i>Ask about an extractor fan in bathroom. Will landing window open?</i>

do  
lin  
yc  
th  
fin  
m  
nc  
sh  
th  
ex  
S  
at  
th  
b

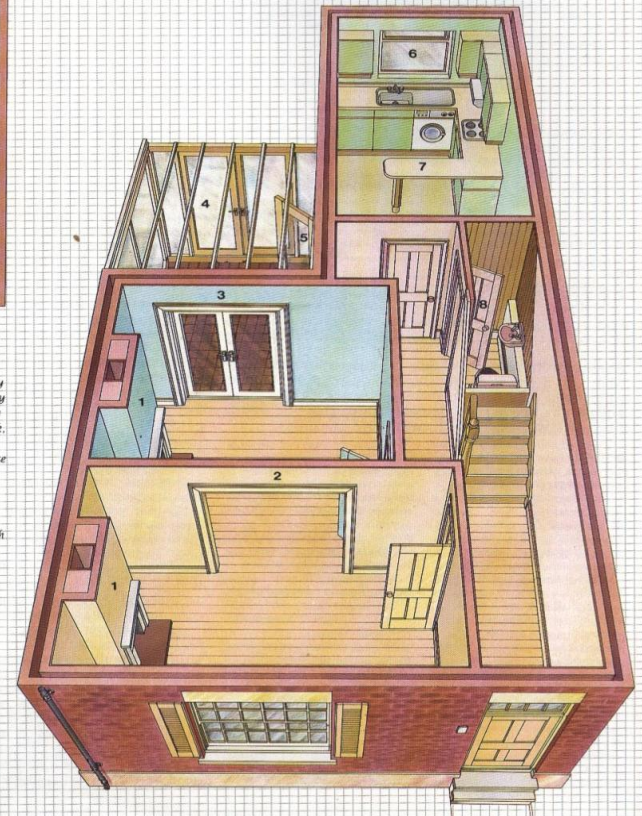
Getting the Framework Right



**Making the Most of Space**

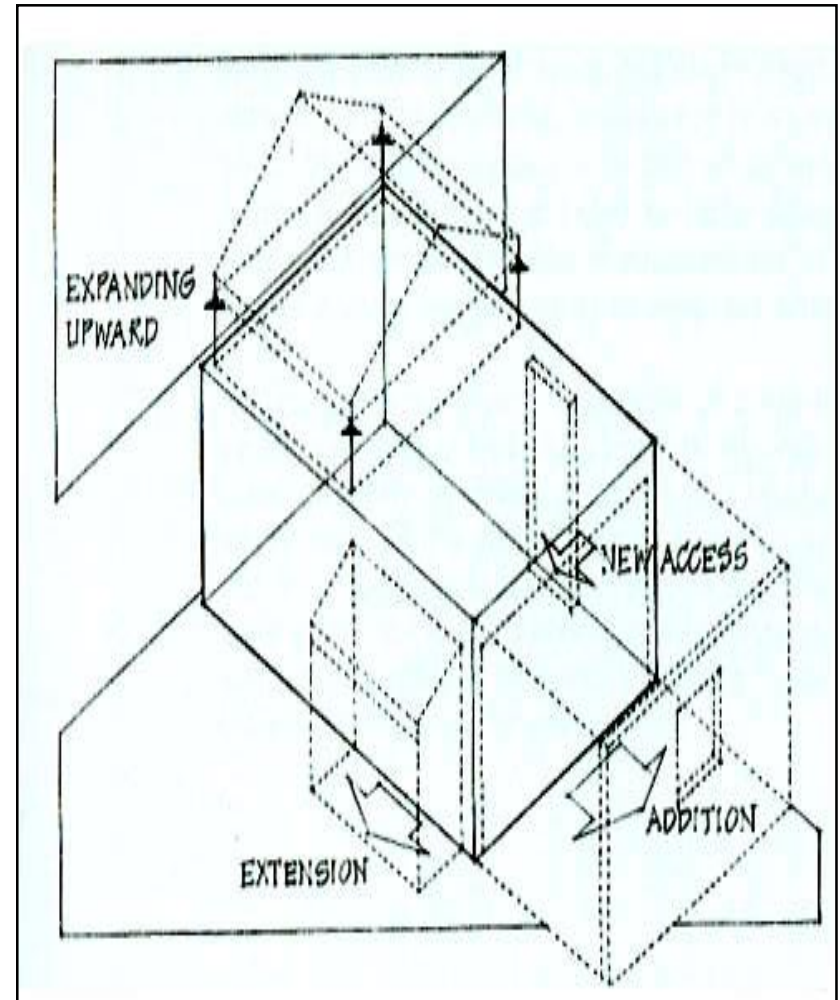
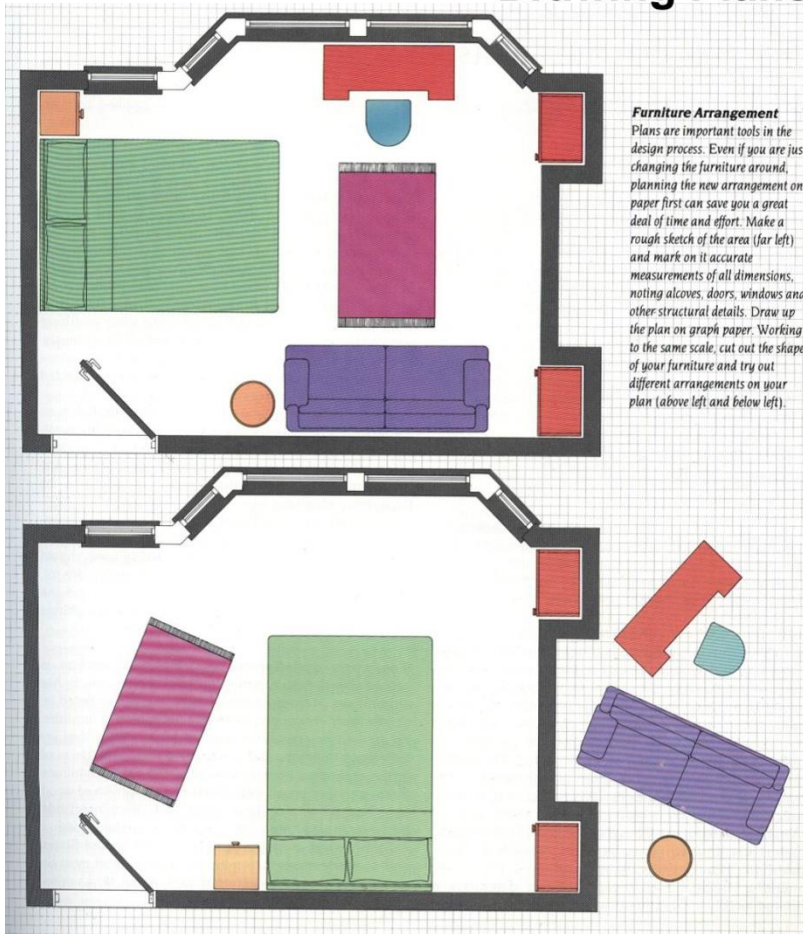
Alterations to the structure and fittings of your home can radically affect internal space – and the way you use it. Some types of building work may cost less than you think, but remember that structural changes will almost certainly cause major disruption.

- You could:
- 1 Unblock fireplaces
  - 2 Knock through an internal arch
  - 3 Install French doors
  - 4 Build a conservatory or back porch
  - 5 Relocate external or internal doors
  - 6 Install larger windows
  - 7 Replace the wall between the kitchen and the dining room with a counter
  - 8 Install an additional washroom



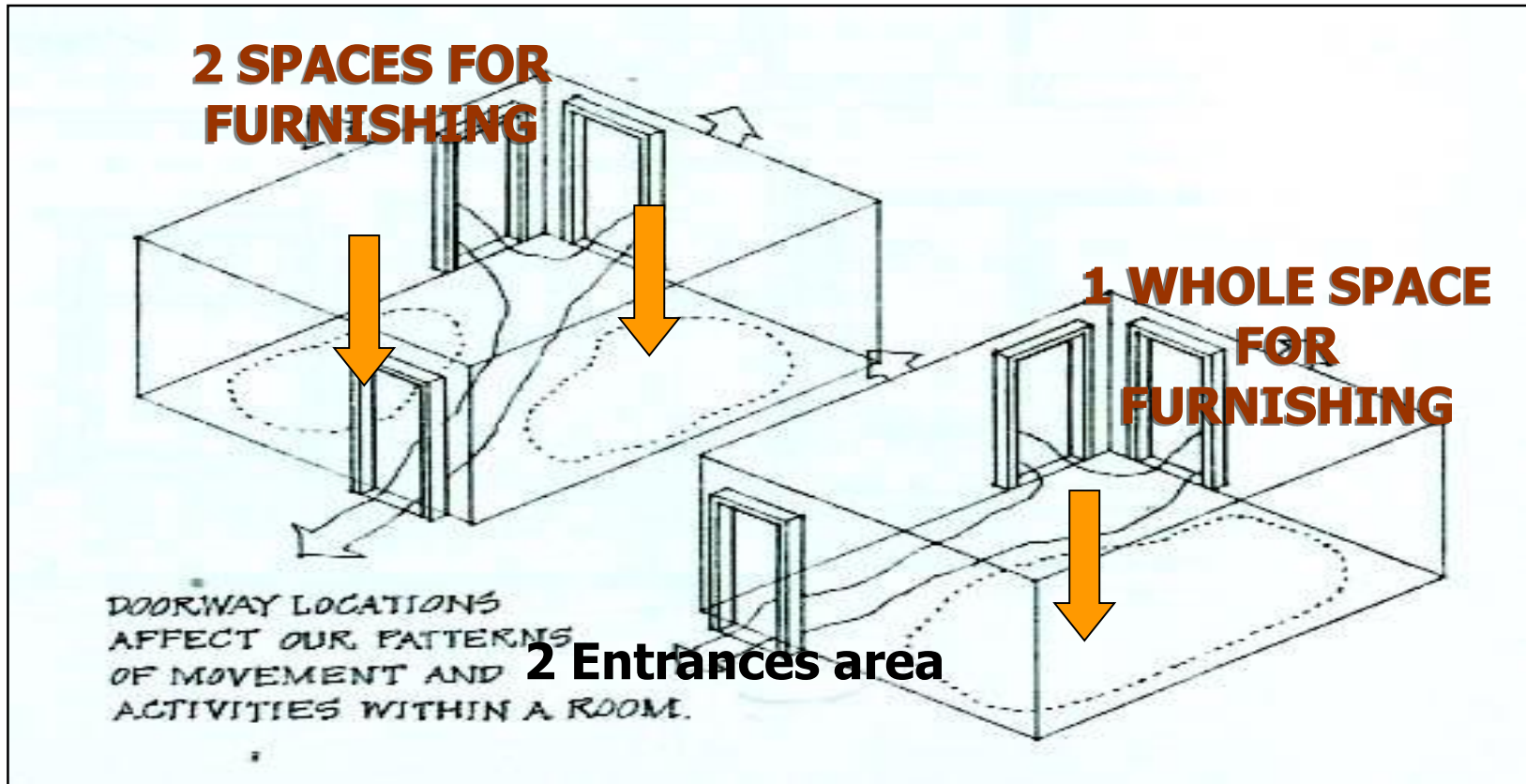
## 2- Designs & Forming

### Drawing Plans



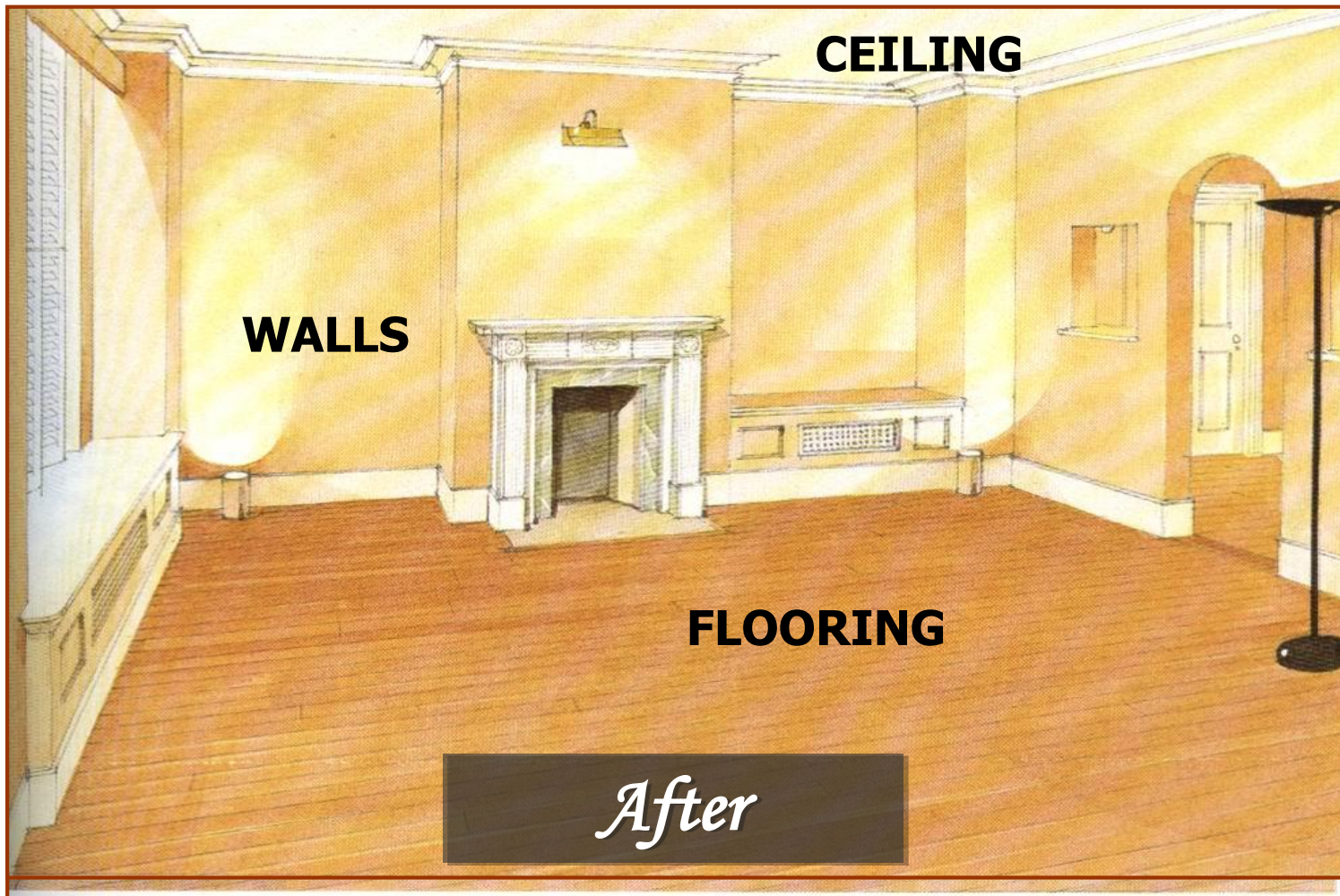


## 2- Designs & Forming



*Example For the Influence of Designs on Furnishing (Interior Design Process)*

## 3- Finishings (Textures- Colors – Paintings...etc.)



**2<sup>nd</sup> Phase  
FURNITURE**





## Types of Furniture

### 1 - Heavy Furniture

*Furniture units – Materials – Paintings ...*



### 2 - Light Furniture

*Lighting units – Greens – Carpets .....*




Studio Apartment: Stage IV

## **Examples showing Interior Design Process**

- **C**ontrasting **c**olors
  - **M**atching **c**olors
    - **M**ixing **c**olors



## Contrasting Colors




## **Matching Colors**






# Mixing Colors




## Kitchen (1)




















Stage I (see page 92)



Stage II (see page 112)



Stage III (see page 128)

Kitchen: Stage IV



**THANKS**

---